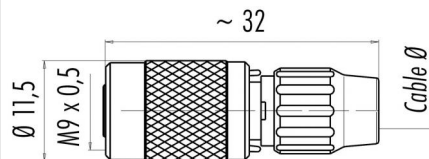


Product description	<b>M9 IP40 female cable connector, Contacts: 4, 3.0 - 4.0 mm, shielding is not possible, solder, IP40</b>
Area	<b>M9 IP40 series 711</b>
Order number	<b>99 0080 100 04</b>

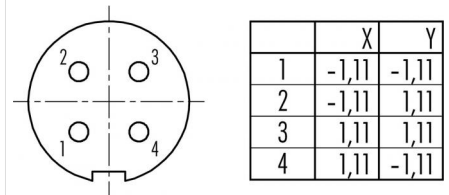
### Illustration



### Scale drawing



### Contact arrangement (Plug-in side)



**You can find the component part drawing on the next page.**

## Technical data

### General values

Connector design	female cable connector
Connector locking system	screw
Termination	solder
Wire gauge (mm)	max. 0.25 mm <sup>2</sup>
Wire gauge (AWG)	max. 24
Cable outlet	3.0 - 4.0 mm
Upper limit temperature	85 °C
Lower limit temperature	- 40 °C
Customs tariff number	85369010
Packaging Unit	100

### Electrical values

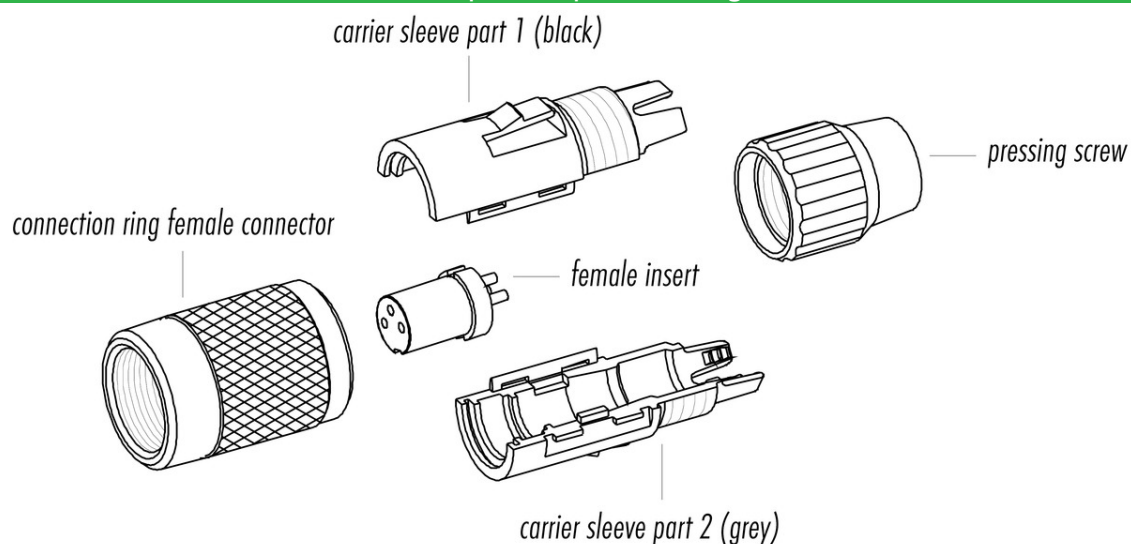
Rated current (40 °C)	3 A
Rated voltage	125 V
Rated impulse voltage	1500 V
Pollution degree	1
Overvoltage category	II
Insulating material group	III
Insulation resistance	≥ 10 <sup>10</sup> Ω
EMC compliance	shielding is not possible
Degree of protection	IP40
Mechanical operation	> 500 Mating cycles

### Material

Contact material	CuSn (bronze)
Contact plating	Au (gold)
Contact body material	PA (UL94 V-0)
Housing material	PA
Locking material	CuZn (Brass nickel plated)
REACH SVHC	CAS 7439-92-1 (Lead)

Product description	M9 IP40 female cable connector, Contacts: 4, 3.0 - 4.0 mm, shielding is not possible, solder, IP40
Area	M9 IP40 series 711
Order number	99 0080 100 04

### Component part drawing



**Attention:** max. torque of ring nut in socket connector: 50cNm (manual adjustment)

Product description	<b>M9 IP40 female cable connector, Contacts: 4, 3.0 - 4.0 mm, shielding is not possible, solder, IP40</b>
Area	<b>M9 IP40 series 711</b>
Order number	<b>99 0080 100 04</b>

## Security notices

The connector must not be connected or separated under load. Non-observance and incorrect use can result in personal injury.

The connectors are designed for use in plant, control system and electrical equipment. The end user is responsible for checking whether the connectors are suitable for use in other applications.

Connectors used in electrical circuits containing hazardous life parts must only be assembled and used by or under the supervision of persons with the requisite electrotechnical training, taking the applicable regulations and standards into account.

To lock the cable connector to the equipment connector, the threaded ring is tightened until it is 'finger-tight' (approx. 50 cNm).